




Cast iphone to android box

 I'm not robot  reCAPTCHA

Continue





Category: Mirror Tips Feb 7, 2023 4 min read Chromecast is a small media player that is one of the most convenient streaming service alternatives to TVS. Casting your iPhone to Chromecast is good because it's much cheaper than offering it on Apple TV. So in this article I will explain how to use Chromecast with iPhone. Learn how to fix all problems using Chromecast to mirror iPhone for free to save on your watch bill! In this article: Part 1. Does Chromecast work with iPhone? Part 2. Google Home - Cast to iPhone with Chromecast for Free Part 3 iPhone Screen Mirroring to Chromecast Using Mirroring Apps FAQ: Doubts About Chromecast Mirroring iPhone Part 3: RAID: Shadow Legends PC Part 1 FAQ. Does Chromecast work with iPhone? Google Chromecast is designed as a streaming service and screen mirroring solution. It is compatible with Android and iOS. However, this is only possible thanks to third-party applications. This means that your Chromecast will work with iPhone and iPad if you download the right app to make your iPhone Chromecast compatible. A TV that works with Chromecast must be a TV with an HDMI port to be compatible with Chromecast. Chromecast connects to your TV's HDMI port and can be streamed wirelessly from your iPhone or mobile device. You can also learn more about Chromecast mirroring here. Part 2: Google Home - Casting iPhone to Chromecast for free is a fairly simple process. If you want to use the official app, you just need to download and install the Google Home app to make your iPhone compatible with Chromecast. Here's a guide on how to properly use Chromecast with iPhone: Step 1. Connect the cable of the Chromecast device to the HDMI port of the TV. Step 2. Download the Google Home app on your iPhone. Install it and add your Apple ID account credentials to use it. Before switching, make sure your Chromecast and iPhone are connected to the same Wi-Fi network. Step 3. Set up the Google Home app and scan your surroundings. Your Google Chromecast device name should appear on the screen. Note. When you click on a device named Chromecast, your iPhone will sync with it. To start sharing or mirroring your TV screen, simply select the 'Broadcast my screen' option. You will be asked to confirm and perform the actionCategory: Mirror offers 2023 February 7th It is useful to transfer the iPhone to Chromecast because it is much cheaper than the Apple TV. Therefore, in this article, I will explain how to use Chromecast with iPhone. Learn how to solve all the problems for free using Chromecast to make your iPhone for free to record our clock account! In this article: Part 1. Chromecast works with iPhone? 2 part. Google Home - Pass the Chromecast for FREE. For those involved in the iPhone screen mirror questions Chromecast with mirror programs: Chromecast iPhone Mirror 3 Part 3: Raid: Shadow Raises Frequent Questions 1 PC: Chromecast: Chromecast: Chromecast: Chromecast works with chromecast: iPhone? The Google Chromecast is designed to provide a solution for streaming services and screen mirror. It is compatible with Android and iOS. However, this is only possible for the third part applications. This means that your Chromecast will work with the iPhone and iPad if you download the right app to make your iPhone compatible with Chromecast. When it comes to the TV type, which works with Chromecast, it should only be a TV with a HDMI connection, compatible with Chromecast. The Chromecast must be connected to the HDMI TV port and can be handed over to your iPhone or wireless mobile device. You can also learn more about how to reflect chromecast. Part 2: Google Home - The iPhone, transmitted to Chromecast for free, is a pretty simple process. If you want to use the official app, just download and install the Google Home app to make your iPhone compatible with Chromecast. Here's how to properly use Chromecast from iPhone: Step 1. Connect the Chromecast show to the HDMI port on TV. Step 2. Download Google Home to your iPhone. Install it and attach the Apple ID account identification information. Before moving, make sure your Chromecast and iPhone are on the same Wi-Fi network. Step 3. Set the Google Home app and start scanning the surrounding environment. You should see the name of the Google Chromecast device on the screen. Touching the name of the Chromecast, the Chromecast name will synchronize it. To start sharing or perform a screen mirror over the TV, select the "Screen Transmission" option. You will be asked to confirm the action and offerSome warnings. Continue to touch the "Publish Screen" button and your device will broadcast on the TV screen. If you want to stop publishing, just press the "Burn" button. Chapter 3: iPhone screen mirroring for Chromecast device with reflection apps. Google Home is not the only one with the Chromecast compatible app. However, other apps make your device compatible not only with Chromecast but also with other multimedia players, such as hand or Fire TV. We offer the best alternative list that you can use here: 1 Mirrigno app is one of the best screen mirroring programs. You can insert your iPhone/iPad into your computer without wireless technical skills. In addition to the mirroring feature, you can check your iOS device using Bluetooth. The main features of MIRCOM are very easy and safe to use. Check your iPhone using your computer keyboard and mouse. Supports various live broadcasts and applications of applications. PC screenshots and recording support. Supports all major devices and platforms. The Bluetooth connection is needed to check the iPhone CPS of Cons. Download with Mitchoms and run it on your computer. Connect the iOS device to your computer via USB cable (if you choose a USB connection), or let the iPhone and your computer be in one Wi-Fi network (if you choose a Wi-Fi connection, select). Connect Bluetooth to check your iPhone on your computer. You can successfully mirror and guide your iPhone on your computer. Learn more about thinking iOS with your computer. Try FREE Buy Now 2 iwBBTV app iwBBTV is a popular streaming app. If you use a media player like Chromecast, it ensures that your TV and iPhone are compatible. Apple TV, Fire TV and Hand. The main iWEBTV-related features support HD resolution (up to 1080 depending on the device). The browser optimizes broadcasts and also prevents ads to improve experience. You can resemble several items to watch them continuously. Live Flow Support for Special PLUME Mode for Anonymous Use. It has a nice compatibility that allows it to be used with different multimedia players. Optimizing some features facilitates upload. Defects may be delayed in transmission. If you block your iPhone, the transmission will be stopped after a while. Download the iwBTv app on your iPhone or iPad and open the iwBTv app. Call your favorite video site on your iPhone. Tap "TV Show" to start reflection. 3 Momocast Momocast is a reflective app.It is only compatible with chromecast. However, it has lots of support and can help if you can't use Google Home. The main features of Mirror of Momocast and Browser Mirroring site, which reflect the economic extension, are quickly compatible with iPad and iPhone, and the experts' simple optimization in the iPhone interface is limited to Chromecast only. To download and open the Momocast app on your iPhone or iPad, you have to pay an advertising fee. Search for your preferred iPhone video site for a while on the video, then click "Cast to Momocast" to start mirroring. 4 ReflectorReflector is an application compatible with Airplay, Miracast, Google Chromecast and various other devices. It is a multi-purpose tool. The main features of mirroring include screen mirroring, which can record any screen mirror, hide or display device controls, and change any aspect of the mirror screen. It is secure and private, enables live customer support on Windows and macOS, works on iPad, iPhone and Android devices where you have to pay to use this app, and has reported many bugs from users on how to use and open the Reflector 4 app on iPhone. iPad. Make sure both devices (your iPhone and Chromecast) on the same Wi-Fi network connect iPhone to Chromecast with Tap Reflector app to mirror Scherm and share screen on TV. Tips, what if your device is Android? Don't worry, we would like to introduce you how to rate Chromecast with the wonderful Spiegel App: iMyfone Mirrorto. With just simple operations, anyone can operate Android phone screen on computer without any technical skills. You can access your computer from your smartphone with the keyboard and mouse. Let's try it for free if you have an Android phone! Please try to buy FAQ now: Chromecast iPhone suspicions reflecting this feature is not yet available on a mobile device. You can start with a chrome browser on your computer. For mobile devices, it is necessary to launch the application via chromecast. 2 Can I cast on Chromecast? Airplay does not work with Google devices. It requires another app that makes both devices compatible with each other. Can I scan Chromecast from iPhone to TV? Yes, although Chromecast is not AirPlay compatible, you can still use it with iPhone. you should useThird-party application to activate Chromecast with your iPhone. 4 Can an iPhone be used to Chromecast files from my iCloud player? iCloud is not entirely compatible with the spread of the iPhone via Chromecast. However, some specialized applications allow this function. Note that all third-party applications do not activate this feature because they are too specific. A conclusion learning to use Chromecast from iPhone is a useful alternative to cast any multimedia content from your device. This allows you to share videos, movies, photos and whatever you want without investing in an expensive Apple TV. We hope these apps work well for you and help you enjoy your Chromecast mirror on iPhone. If you are interested in how to use Android's Chromecast, you can simply try the above tool, the Mirror Mirror application for Android. An attempt to buy a phone screen now and cross-platform control is already built into mobile operations. Nowadays, more and more people are looking for ways to mirror iOS devices to Android devices so that they can get more enjoyment and features from their digital life. The following information shows what we consider to be the most convenient and practical software to mirror iPhone and iPad to your Android device. Good tips to mirror iOS devices to Android devices screen mirror platform which allows you to share screen for iPhone or iPad using Android, Windows PC and Mac. Not only can you use it to stream many types of media files, but you can also mirror different Android devices to your PC. For any AirPlay iOS devices, you can even mirror these devices to Android devices running version 5.0 or later in your palm. Let's take a look at the guide below and mirror iOS device to Android devices. Go to Google Play and download Apowermirror on Android. Access the App Store and download this software on iOS. You want to activate the connection, you need to configure your Android and iOS on the same WiFi network. Open apowermirror on iOS and click "m". Start searching for available devices. When your Android device appears on the interface, press it. Approach from the bottom of the iOS screen and open the control center. Select "AirPlay Mirror" and+ Android device name. Then you can make a mirror copy of the iPhone screen for Android. You can also use Apowermirror to create iOS mirror copies on PCs and Mac. In addition to the powerful screen sharing function, Apowermirror has been enriched with other useful functions. For example, you can use it to capture screenshots or recording iOS for computer/mac.letsview - reflecting iOS devices on Android devices. Letsview is another good multi-platform screen for sharing the screen, which allows you to view a device with iOS on your phone or Android tablet without wires and complex settings. On Android version 4.1 or older you can play on any iPhone or iPad in real time. Thanks to it, you can easily send the content of the iOS device to an Android device. For example, you can make a mirror copy of your iPhone with Android TV to play games and watch movies. The following steps will teach you how to make a mirror copy of the iOS device using an Android device. Work and connect Android and iPhone to the same Wi-Fi network. The application will start searching for available devices. Drag a device with iOS from below to open the control center. Turn on "Screen Mirroring" and tap the name of the Android device. Then you can make a mirror copy of the iPhone screen on the Android platform. As a result, there are many practical solutions on the Internet for those who want to reflect their iOS device on the Android platform. However, we believe that Apowermirror and Letsview are currently the most user-friendly and stable offers on the market. market.

